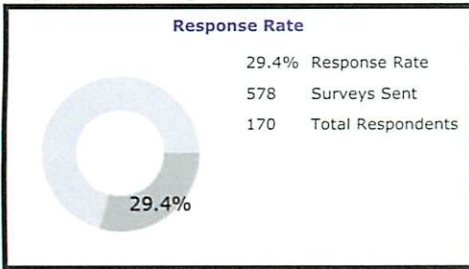



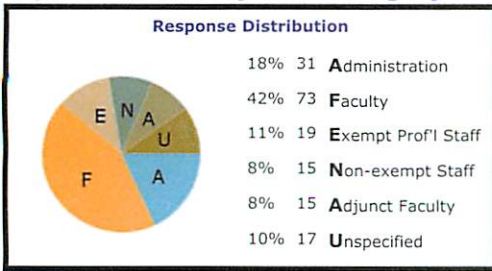

Westchester Community College
 ModernThink Higher Education Insight Survey 2016
 Topline Survey Results



	Poor 0% - 44%	Warrants Attention 45% - 54%	Fair to Mediocre 55% - 64%	Good 65% - 74%	Very Good to Excellent 75% - 100%
	OVERALL		2016 Honor Roll > 10,000		2016 Carnegie Assoc
Job Satisfaction/Support		57%	83%	76%	
Teaching Environment	45%		79%	66%	
Professional Development		57%	82%	73%	
Compensation, Benefits & Work/Life Balance		57%	81%	73%	
Facilities	53%		79%	75%	
Policies, Resources & Efficiency	40%		75%	64%	
Shared Governance	23%		77%	63%	
Pride		58%	87%	79%	
Supervisors/Department Chairs		59%	81%	75%	
Senior Leadership	25%		73%	62%	
Faculty, Administration & Staff Relations	23%		75%	62%	
Communication	37%		71%	59%	
Collaboration	40%		74%	64%	
Fairness	37%		72%	63%	
Respect & Appreciation	48%		76%	66%	
Survey Average		44%	77%	68%	

*Results in the first one or two columns (two if you participated in the program last year) of the table reflect your school's average percent positive for each survey dimension, that is, the percentage of your faculty and staff that responded with "Strongly Agree" or "Agree" to the statements comprising each dimension.

Westchester Community College
 ModernThink Higher Education Insight Survey 2016
 Topline Results by Job Category



	Poor 0% - 44%	Warrants Attention 45% - 54%	Fair to Mediocre 55% - 64%	Good 65% - 74%	Very Good to Excellent 75% - 100%			
			OVERALL	Administration	Faculty	Exempt Prof'l Staff	Non-exempt Staff	Adjunct Faculty
Job Satisfaction/Support			57%	65%	56%	47%	55%	57%
Teaching Environment			45%	61%	45%	39%	36%	30%
Professional Development			57%	62%	66%	47%	38%	35%
Compensation, Benefits & Work/Life Balance			57%	61%	61%	53%	49%	41%
Facilities			53%	66%	44%	53%	74%	53%
Policies, Resources & Efficiency			40%	51%	38%	28%	43%	31%
Shared Governance			23%	46%	16%	22%	28%	13%
Pride			58%	74%	56%	51%	54%	52%
Supervisors/Department Chairs			59%	70%	63%	41%	51%	54%
Senior Leadership			25%	47%	15%	26%	34%	23%
Faculty, Administration & Staff Relations			23%	27%	18%	22%	38%	23%
Communication			37%	54%	39%	21%	33%	17%
Collaboration			40%	50%	42%	31%	39%	30%
Fairness			37%	58%	35%	27%	30%	26%
Respect & Appreciation			48%	51%	50%	42%	43%	44%
Survey Average			44%	57%	43%	36%	42%	36%

*Job Category response distributions have been truncated and may not total 100%. Please also note that data will not populate where there are fewer than five respondents.