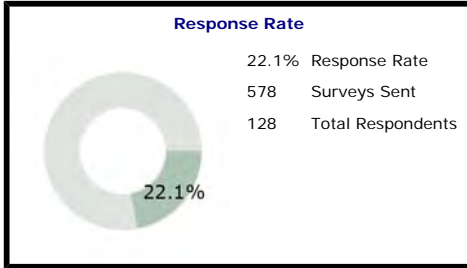



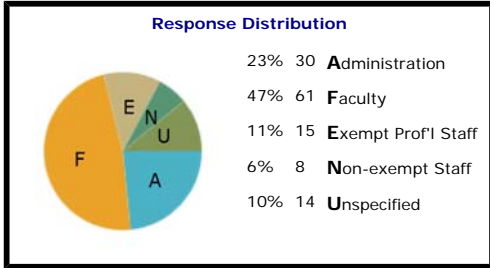

Westchester Community College
ModernThink Higher Education Insight Survey 2013
Topline Survey Results



	Poor 0% - 44%	Warrants Attention 45% - 54%	Fair to Mediocre 55% - 64%	Good 65% - 74%	Very Good to Excellent 75% - 100%
	OVERALL		2013 Honor Roll > 10,000		2013 Carnegie Assoc
Job Satisfaction/Support		71%	81%	77%	
Teaching Environment		68%	79%	68%	
Professional Development		72%	82%	74%	
Compensation, Benefits & Work/Life Balance		72%	79%	73%	
Facilities		63%	82%	76%	
Policies, Resources & Efficiency		53%	75%	66%	
Shared Governance		59%	78%	63%	
Pride		74%	89%	80%	
Supervisors/Department Chairs		65%	82%	74%	
Senior Leadership		51%	75%	63%	
Faculty, Administration & Staff Relations		52%	77%	63%	
Communication		55%	71%	60%	
Collaboration		54%	75%	65%	
Fairness		55%	73%	63%	
Respect & Appreciation		64%	77%	67%	
Survey Average		61%	78%	69%	

*Results in the first one or two columns (two if you participated in the program last year) of the table reflect your school's average percent positive for each survey dimension, that is, the percentage of your faculty and staff that responded with "Strongly Agree" or "Agree" to the statements comprising each theme.

Westchester Community College
ModernThink Higher Education Insight Survey 2013
Topline Results by Job Category



	Poor 0% - 44%	Warrants Attention 45% - 54%	Fair to Mediocre 55% - 64%	Good 65% - 74%	Very Good to Excellent 75% - 100%
	2013 Honor Roll > 10,000				
	OVERALL	Administration	Faculty	Exempt Prof'l Staff	Non-exempt Staff
Job Satisfaction/Support	71%	70%	73%	66%	74%
Teaching Environment	68%	79%	63%	75%	83%
Professional Development	72%	66%	83%	59%	49%
Compensation, Benefits & Work/Life Balance	72%	69%	76%	64%	68%
Facilities	63%	75%	53%	78%	79%
Policies, Resources & Efficiency	53%	54%	53%	54%	53%
Shared Governance	59%	75%	51%	84%	45%
Pride	74%	73%	75%	71%	89%
Supervisors/Department Chairs	65%	67%	66%	68%	64%
Senior Leadership	51%	55%	48%	55%	66%
Faculty, Administration & Staff Relations	52%	60%	52%	49%	49%
Communication	55%	59%	54%	52%	62%
Collaboration	54%	60%	51%	53%	68%
Fairness	55%	63%	53%	54%	42%
Respect & Appreciation	64%	61%	66%	55%	67%
Survey Average	61%	64%	60%	61%	64%

*Job Category distributions have been truncated and may not total 100%.